



# HOOD RIVER COUNTY SCHOOL DISTRICT

*Excellence. Every student. Every day.*

## Financial Report as of April 30, 2020

The Summary of Revenue and Expenditures as of April 30, 2020, is organized by fund and function with budget variances for the current fiscal year to date and includes audited actuals for the previous year. For 2019-20, the report includes the current budget as amended. Encumbrances and year-to-date actuals follow in the next two columns with variances and percent of budget for the current and previous year. Projections for 2019-20 fiscal year-end variances to the current year budget are shown on the report primarily for General Fund.

**General Fund.** The Summary of Revenue and Expenditures as of April 30, 2020, provides fiscal year-to-date financial data as follows.

The first report view on pages 1-2:

- summarizes General Fund operating revenues and groups revenue into State School Fund Formula Resources, Local Option Revenues, Education Service District Revenues and other local, state and federal revenues;
- summarizes expenditures or operating requirements by function category;
- includes a section of other financing sources and uses; and
- shows a net change in fund balance, beginning and ending fund balance.

The next report view on page 3 provides expenditures summarized by object classification.

### General Fund Summary

**Total Operating Revenue.** For 19-20, total operating revenue through April is \$46,121,113 and represents 92% of the budget, as shown on page 1.

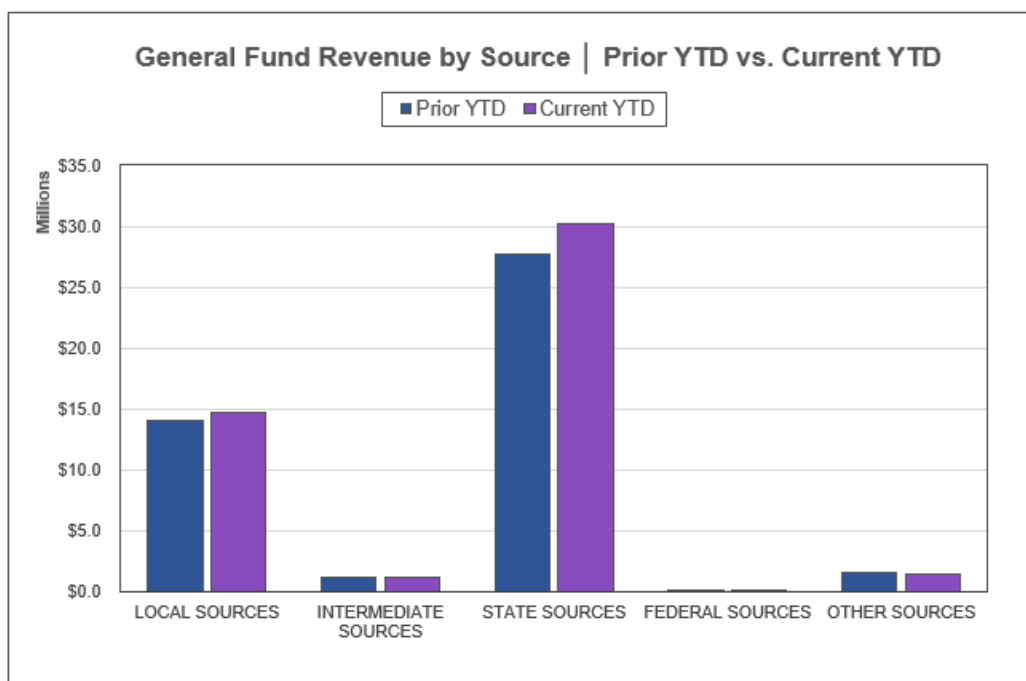
**State School Fund Revenues.** For 19-20, total State School Fund formula revenue through April is \$40,449,064 and represents 93% of the budget. Current year taxes of \$11,101,454 represent 96% of the budget with the largest collections in the months of October and November. The first half of the Common school fund revenue has been received. Federal forest fees revenue receipts are expected later in the year. State school fund revenues are projected to be \$44,313,125 with a positive revenue variance of \$1,000,996 per the current estimate from the Oregon Department of Education.

**Other Operating Revenues.** Local Option current year tax revenue through April is \$2,496,428 and represents 98% of the budget. The Local Option Equalization (LOE) grants total of \$1,106,228 was received and included the 2019 LOE grant award of \$547,692 along with the 2020 LOE grant. Under the law, if a district passes a local option levy and it first is imposed in the same biennium in which voters passed it, the district still qualifies for the equalization grant for the year in which the levy is first imposed, but the grant is not paid by ODE to the district until the first year of the next biennium. For 19-20, local option revenues include budgeted estimates of local option tax receipts and the estimate of equalization grant total to be received. Local option revenues are projected to be \$3,758,900 with a positive revenue variance of \$99,532.

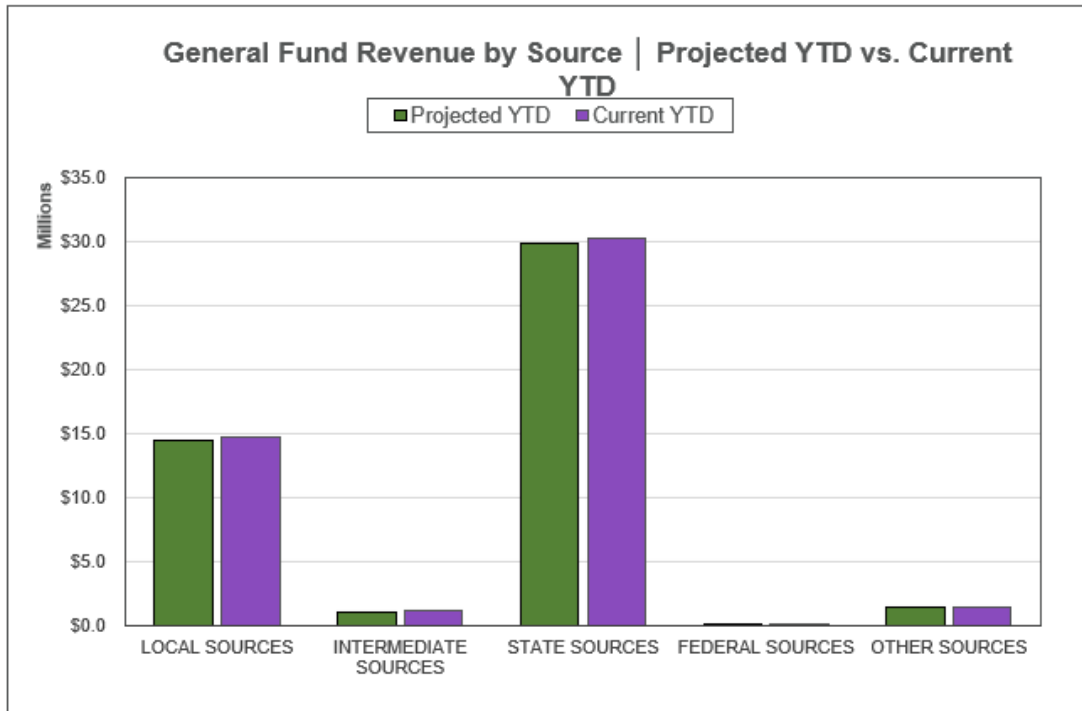
For 19-20, the Education Service District revenue budget of \$1,685,728 reflects the CGESD current local service plan estimates through April. Invoiced services revenue in the amount of \$508,171 was received for the months through March. The District invoices monthly and are generally paid the following month. Pass-through revenue in the amount of \$653,046 was received for the months through March. Education Service District revenues are projected to be \$1,738,618 with a positive variance of \$52,890 from the 2018-19 reconciliation payment.

In 19-20, other local revenue received through April is \$804,775 and represents 92% of the budget. Other local revenues are projected to be \$961,909 with a positive variance of \$88,009 from various sources.

Other state revenues are projected to be \$570,800 from the long-term care and treatment grant. Other federal revenues are projected to the \$3,248 with a negative variance of \$10,452 expected from reduced services to teen parents due to school closures and the change to distance learning effective April 13 as a result of Governor Brown's executive orders regarding COVID-19.



Projections shown in the Summary of Revenues and Expenditures report were produced using the District's five-year revenue trend data. Revenue projections forecast a positive variance of \$1,230,975 for the year. The following chart shows General Fund revenues by source with a comparison of projected year to date revenues to current year to date actual revenues.

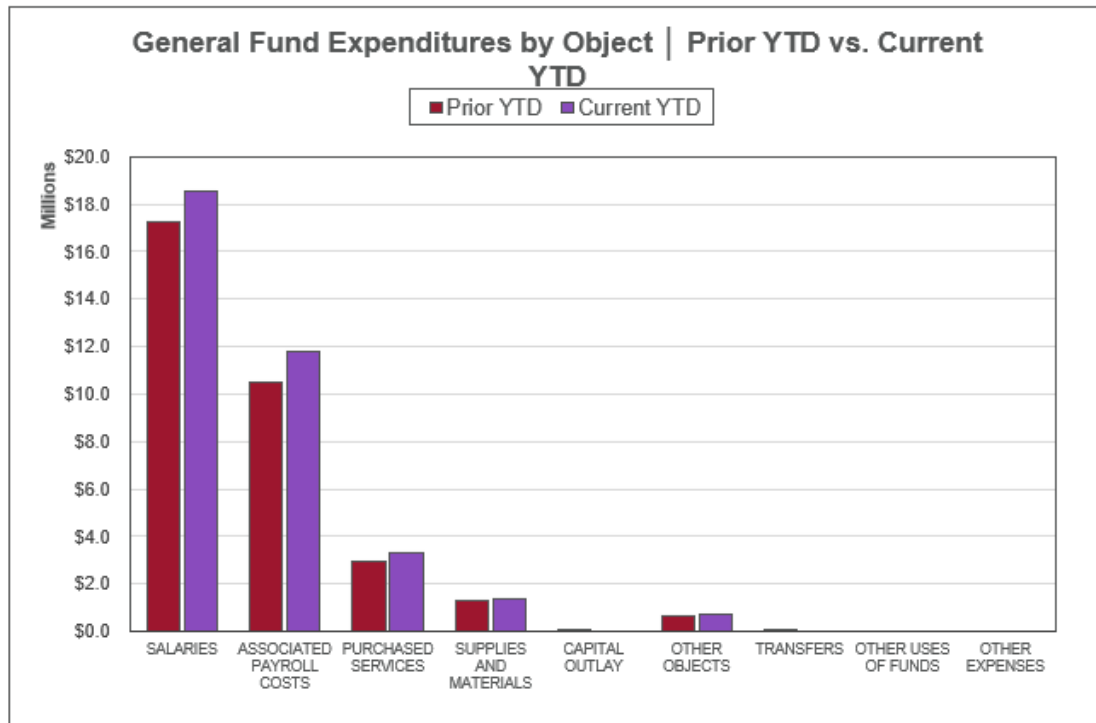


| Top 10 General Fund Sources of Revenue (Year-to-Date) |                 |
|-------------------------------------------------------|-----------------|
| Unrestricted Grants-In-Aid                            | \$30,178,882.89 |
| Ad Valorem Taxes Levied By District                   | \$11,376,409.55 |
| Local Option Ad Valorem Taxes Levied By District      | \$2,543,690.53  |
| Interfund Transfers                                   | \$1,448,113.00  |
| Unrestricted Revenue                                  | \$1,214,107.23  |
| Interest On Investments                               | \$290,668.28    |
| Miscellaneous                                         | \$155,957.08    |
| Fees Charged To Grants                                | \$140,099.69    |
| Recovery Of Prior Years' Expenditure                  | \$71,530.52     |
| Rentals                                               | \$52,785.31     |
| Percent of Total Revenues Year-to-Date                | 99.79%          |

## Total General Fund Operating Requirements.

For 19-20, the total operating requirements budget is \$54,005,180. As of April 30, expenditures and encumbrances equal \$35,694,869 and \$13,135,922 respectively, representing 90 percent of the budget.

As shown on page 2, Instruction expenditures and encumbrances to date are 93% of the \$32,976,043 budget. Support Services expenditures and encumbrances to date are 87% of the \$20,385,616 budget. The semi-annual Debt Service redemption of principal and interest payments from the general fund total \$263,443 for the year. The year-to-date expenditure variances total \$5,174,388 from these objects: \$1,099,901 of salaries, \$1,178,758 of associated payroll costs, \$1,212,167 of purchased services. \$1,223,065 of supplies and materials, \$51,150 of capital outlay, \$29,270 of other goods and services and \$380,078 of unspent contingency. Expenditures by year by object classification are shown on pages 4 through 5. The following chart shows General Fund expenditures by object with a comparison of prior year to date expenditures to current year to date actual expenditures.



Projections shown in the Summary of Revenues and Expenditures report were produced using the District's five-year expenditure trend data and were modified by current estimates. Expense projections forecast a savings of \$814,585 for the year.

| Top 10 General Fund Expenditures by Program (Year-to-Date) |                 |
|------------------------------------------------------------|-----------------|
| Regular Salaries                                           | \$17,366,885.09 |
| Public Employees Retirement System                         | \$5,481,185.73  |
| Contractual Employee Benefits                              | \$4,732,012.76  |
| Property Services                                          | \$1,468,496.84  |
| Social Security Administration                             | \$1,368,887.12  |
| Consumable Supplies And Materials                          | \$958,397.58    |
| Instructional, Professional And Technical Services         | \$918,924.57    |
| Additional Salary                                          | \$662,371.33    |
| Nonpermanent Salaries                                      | \$507,804.80    |
| Non-Instructional Professional And Technical Services      | \$497,399.26    |
| <b>Percent of Total Expenditures Year-to-Date</b>          | <b>95.15%</b>   |

**Other Financing Sources and Uses.** In 19-20, the interfund transfer in from the Biennial Reserve Fund is \$1,448,113. Compensatory loss and sale of equipment provided \$6,955 of other financing sources.

**General Fund Balance.** In 19-20, the District began the year with \$6,982,830 in beginning fund balance which was \$491,978 greater than the adopted budget of \$6,490,852, primarily from savings from 18-19 operating requirements less the reduction in interfund transfers to the General Fund. Through an approved supplemental budget, the budget was adjusted to reflect the actual beginning fund balance with the exception of a late year-end adjustment of \$174.

### Other Funds

**Other Funds.** All other funds are shown beginning on pages 6 through 21 with activity through April 30, 2020. Grant Funds 220-299 and the Capital Construction Funds 400-404 are grouped and summarized for this report. The 2019-20 beginning fund balances reflect the prior year audited ending fund balances.

**Fund 200 Food Service** – Resources from local, state and federal sources total \$1,230,354 through April 30, 2020. These revenues and beginning fund balance of \$492,575 support operations of nutrition services. Per Governor Brown’s executive orders, the District has been distributing breakfast and lunches for students at mobile pick-up sites throughout the District and at five schools since the state-wide school closures began on March 16. With this change in food service operations and the requirement to continue paying employees, it is anticipated that with a decline in meals served and revenue, this fund will require a transfer to balance by year end. The projected interfund transfer from the General Fund is \$372,000 pending an updated financial analysis based on increasing numbers of meals distributed.

**Fund 204 Student Body Funds** – For 19-20, the beginning fund balance has been recorded along with the approved supplemental budget adjustment lowering the spending authority to \$1,791,562. Transaction activity will be recorded at the end of the fiscal year.

**Fund 205 Community Education** – The community education program activity reflects a beginning fund balance of \$52,434, current local revenue of \$731,049, current state revenue of \$18,720 for the driver's education program, current expenses of \$839,973, with a current ending fund balance of (\$98,109). In addition, encumbrances total \$186,759 primarily from payroll and benefits. With the impacts of the state-wide school closures, a deficit of \$381,041 is projected at year end. The projected interfund transfer from the General Fund is \$381,041 to balance the fund.

**Fund 207 Biennial Reserve Fund** – The School Board established this fund in 2015-16 to set aside funds for state school fund distribution in the second year of the biennium and to set aside funds for upcoming PERS rate increases, as approved by the Board. The 19-20 beginning fund balance is \$4,765,247. In 19-20, the budgeted transfer to the General Fund was completed in the amount of \$1,448,113 leaving an ending fund balance of \$3,317,134 equal to 6.6% of General Fund operating revenue.

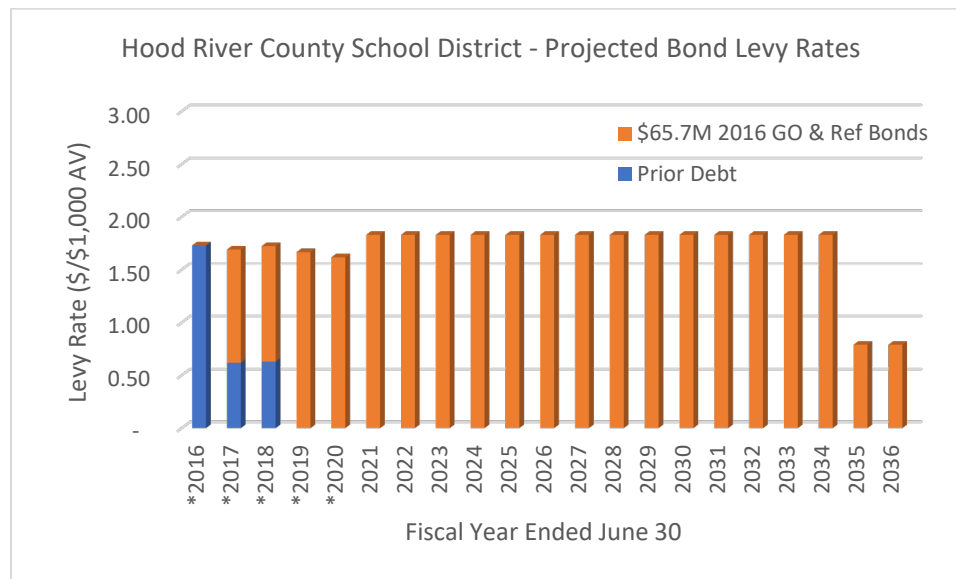
**Fund 210 Unemployment Reserve** – The Unemployment Reserve Fund beginning fund balance of \$387,248 provides resources to pay for expenditure activity of the District's Local Government Benefit Trust Fund and the quarterly unemployment premiums. Quarterly premiums paid to date equal \$29,523.

**Fund 212 Bus Replacement Fund** – The Bus Replacement Fund accounts for the state school fund revenue budget of \$191,444 for estimated bus depreciation, beginning fund balance of \$45,570 and capital outlay expense budget of \$219,952 for school bus purchases. Planned bus purchases for the current year are for two 78-passenger buses with \$219,032 encumbered for these purchases. A pending adjustment to bus depreciation will reduce revenue by \$12,025 leaving a projected ending fund balance of \$5,957.

**Funds 220-299 Grant Funds** – Grant Funds revenue and expense activity is within budget appropriations limits with total revenue of \$3,087,050 and expenditures of \$3,807,988. The 19-20 beginning fund balance of \$804,090 was from 18-19 restricted ending fund balances. The April 30, 2020 report of 2019-20 contracts lists Federal and State ODE grants by award. A second supplementary report shows all other contributions and grant accounts listing the title and administrator or person responsible for managing the funds.

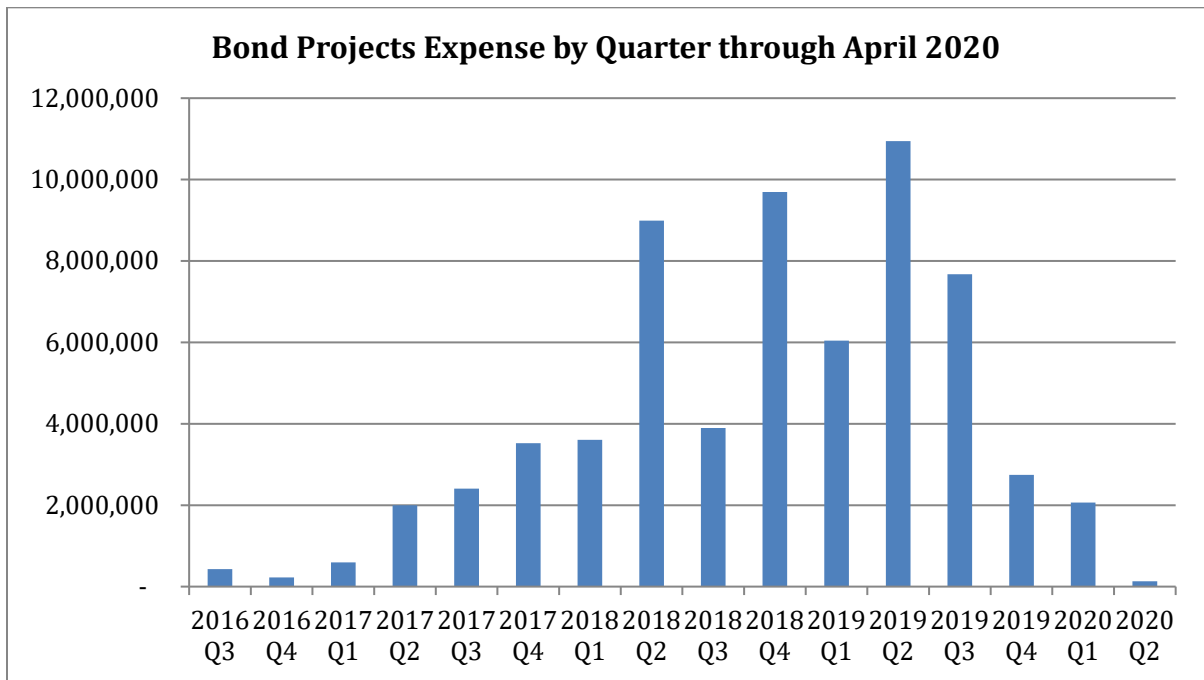
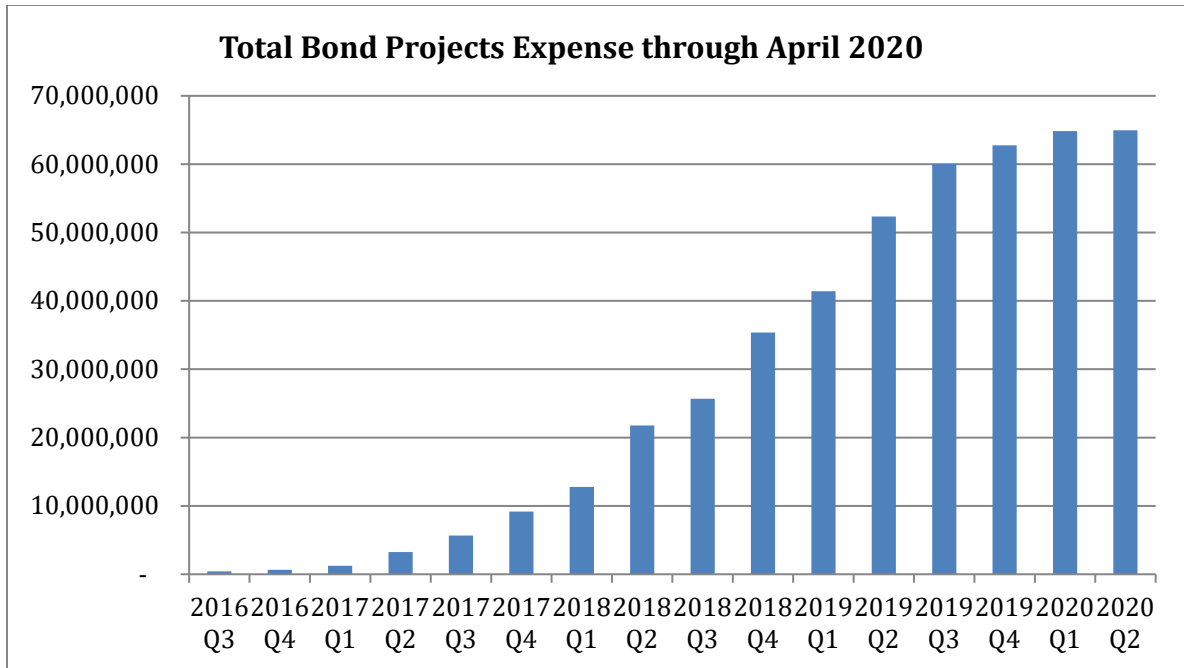
**Fund 300 Debt Service** – The Debt Service Fund beginning fund balance for 19-20 is \$372,351. For 19-20, year-to-date revenue of \$4,399,619 is from current and prior years' property tax revenue and interest; and represents 102% of the budget. Beginning fund balance and property tax revenue are both used to offset property tax levies. Budgeted expenditures of \$4,425,400 include the semi-annual interest payments of general obligation bonds and the annual principal payments due in June. Debt service principal and interest payments are required on semi-annual due dates in December 2019 and June 2020. The ending fund balance is projected to be \$479,379.

The General Obligation and Refunding Bonds, Series 2016, mature June 15, 2036. The following chart shows projected bond levy rates of the Series 2016 \$65.7 million bonds of \$1.83/\$1,000 AV for fiscal years 2021 through 2034 and \$0.79/\$1,000 AV for fiscal years 2035 and 2036. Actual levy rates are shown for fiscal years 2016 through 2020. Actual bond levy rates are calculated annually based on the County's current delinquency rates, actual debt service requirements, and debt service fund balance, if any.

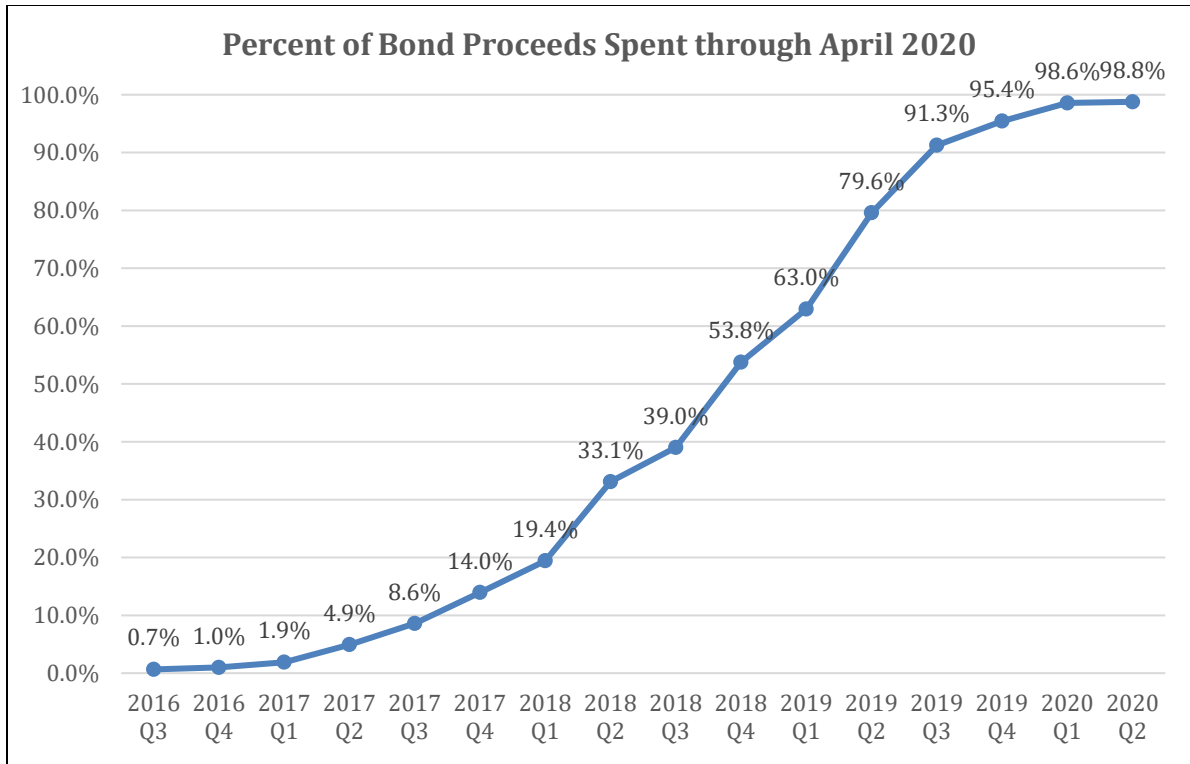


**Funds 4XX Capital Construction Funds** – The summary of all capital construction funds shows a beginning fund balance of \$18,796,364, resources of \$562,520 and expenses and transfers of \$13,065,465 and an ending fund balance of \$6,293,419 as of April 30, 2020. The capital projects funds are reported on pages 15-21.

- Fund 400 Capital Construction Bond Fund resources include the balance of proceeds of the 2016 G.O. Bonds, investment earnings and other revenue. For the overall project to date through April 30, 2020, the District spent \$64,970,207, to support capital construction and improvements. equal to 98.8% of bond proceeds and exceeded the 85% spending requirement by September 12, 2019, as shown in the following charts.







As of April 30, 2020, the fair value of capital projects fund cash in the Oregon State Treasurer's Local Government Investment Pool (LGIP) is \$3,869,004 with a current yield of 1.76%.

- **Fund 401 Construction Excise Tax Fund** resources include receipts of \$174,503 and a beginning fund balance of \$2,029,957 for future development. Resources are dependent on the amount of school construction excise tax received by the District and will vary depending on the level of construction activity within the county. Expenditures of \$189,700 were for the HRVHS CTE expansion project.
- **Fund 402 Energy Projects Fund** accounts for the District's SB 1149 resources of \$51,380. The balance of this fund is for reimbursements to the District for past energy projects with \$75,000 budgeted as transfers out of this fund for current capital improvements. Our project management team works with the Oregon Department of Energy regarding qualifying energy projects related to the bond program.
- **Fund 403 Property Fund** is budgeted to provide resources from the beginning fund balance of \$689,535, a portion of which is designated for an amendment to the original agreement which will provide the landowner payments in lieu of the District construction obligation. The first of three annual payments were made in April 2020.
- **Fund 404 Seismic Projects Fund** accounts for the balance of the state seismic projects grant award for Mid Valley Elementary School (MVES). Year-to-date project expenditures for Mid Valley Elementary School total \$80,438 for architectural and engineering services, preconstruction and

construction costs. The MVES project is scheduled for completion in late summer of 2020. (The Wy'east Middle School project was completed the fall of 2018 for a total of \$1,120,139. The Hood River Middle School project was completed in 2017-18 for a total of \$811,525.)

- Fund 405 Oregon Schools Capital Improvement Matching Program grant accounts for the grant award of \$4,499,478. This grant was designated by the District for capital improvements at Hood River Middle School. As of January 2019, the District expended 100% of the grant award.

**Summary of Inter-Fund Transfers** – A summary of inter-fund transfers is shown on page 22. Transfers for the year include the transfer from the Biennial Reserve Fund to the General Fund in the amount of \$1,448,113. A transfer within the Capital Projects Fund from sub fund 402 to sub fund 400 in the amount of \$75,000 is budgeted in 19-20 with \$38,088 completed to date. Other transfers are transfers within the sub funds of the Grants Fund in the amount of \$35,145.

## PERS Rates

The 2019-21 Public Employee Retirement System (PERS) employer contribution rates adopted October 2018 by the PERS Board resulted in significant increases in the District's employer contribution rates, as shown below, demonstrating the need for reserves to address future increases in the District's payroll costs. Tier One covers members hired before January 1, 1996; Tier Two covers members hired between January 1, 1996 and August 28, 2003; and OPSRP covers members hired on or after August 29, 2003.

**Hood River County School District**  
**Current Net Employer Contribution Rates compared to 2017-19 Adopted Rates**

| Employee Membership Tier | 2017-19 Adopted Rate | 2019-21 Adopted Rate | Change to Contribution Rate | Percentage Change |
|--------------------------|----------------------|----------------------|-----------------------------|-------------------|
| Tier 1/Tier 2            | 16.03%               | 20.03%               | 4.00%                       | 25%               |
| OPSRP                    | 10.70%               | 14.58%               | 3.88%                       | 36.3%             |

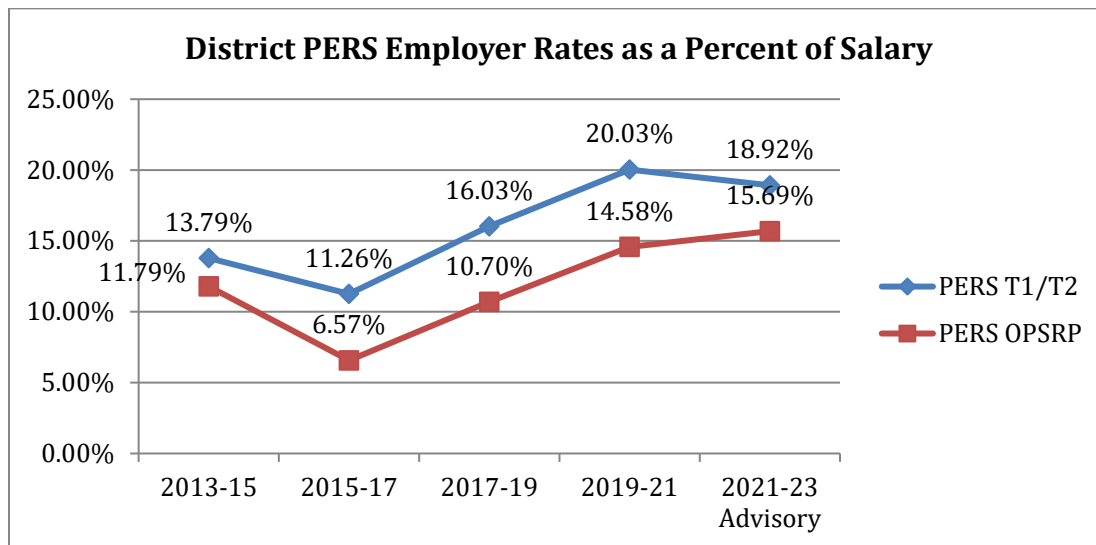
**Hood River County School District**  
**Current Net Employer Contribution Rates compared to 2021-23 Advisory Rates**

| Employee Membership Tier | 2019-21 Adopted Rate | 2021-23 Advisory Rate | Change to Contribution Rate | Percentage Change |
|--------------------------|----------------------|-----------------------|-----------------------------|-------------------|
| Tier 1/Tier 2            | 20.03%               | 18.92%                | (1.11%)                     | (5.5%)            |
| OPSRP                    | 14.58%               | 15.69%                | 1.11%                       | 7.6%              |

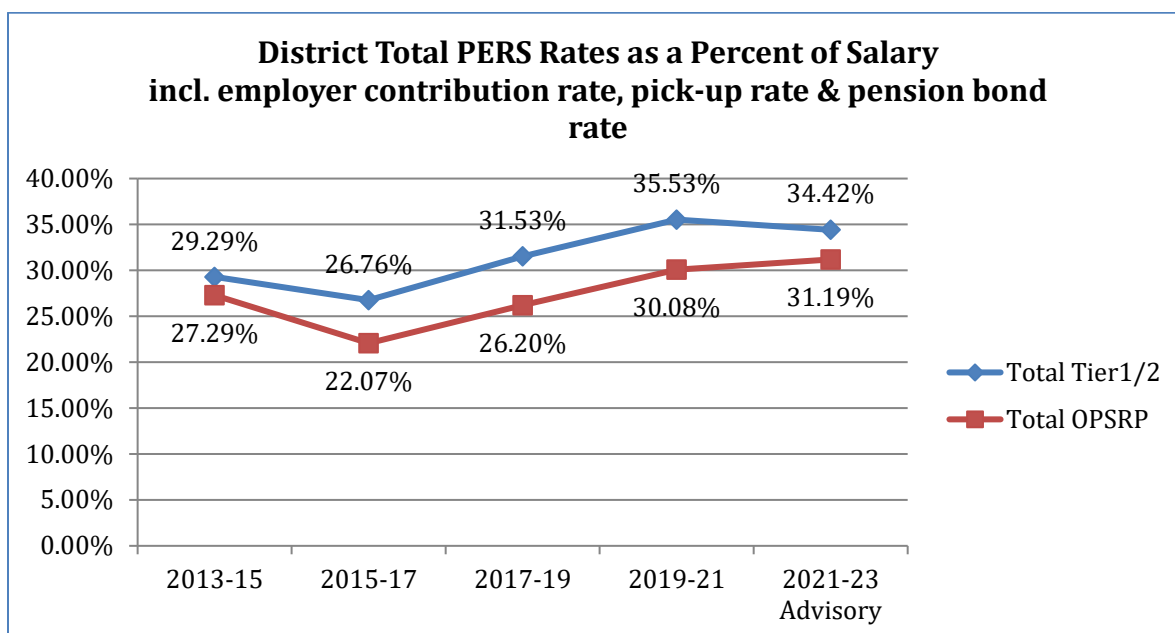
The following graph provides a historical look at the District's PERS employer contribution rates, the adopted rates for the 2019-21 biennium and 2021-23 advisory contribution rates. Employer contribution rates effective July 1, 2021 through June 30, 2023 will be calculated in the December 31, 2019 actuarial valuation. The advisory contribution rates reflect the benefit provisions in effect as of December 31, 2018, as modified by Senate Bill 1049 which was enacted in June 2019. The advisory contribution rates also reflect the Tier 1/Tier 2 re-amortization provisions of SB 1049 from 20 years to 22 years. Other changes related to the work after retirement provisions are not explicitly reflected in the advisory contribution rates but are expected to serve as an offset to employer contributions. The member redirect offset is (2.45%) for Tier 1/Tier 2 and is (0.70%) for OPSRP rates. More information about Senate Bill 1049 (2019) is available online at <https://www.oregon.gov/pers/EMP/Pages/SB1049.aspx> . There is a current court challenge to the latest legislative changes regarding the member contribution redirect and if this was overturned, COSA advises that PERS would immediately raise employer rates to compensate for that loss.

As reported by The Oregonian, the pension fund's publicly-traded stocks were down 24.5% year to date, erasing some \$6.7 billion in value. The PERS system's private equity and real estate investments won't reflect the market chaos until the end of June which are valued in quarterly appraisals, not daily market values. If the declines persist, they will eventually bring unprecedented increases in pensions cost for public employers but that won't likely take place until 2023. Read the [article](#), *Coronavirus market chaos slashes Oregon PERS investments by billions*, dated 3-18-2020.

The drop in the 2015-17 biennium rates was the result of legislative action which was subsequently overturned by the courts. Savings from these artificially lowered rates provided resources which were transferred into the District's Biennial Reserve Fund to help with the looming PERS rate increases.



The District's total PERS rate includes the employer contribution rate, 6% pick-up of employee contribution rate and pension bond rate. The following chart provides historical, current and 2021-23 advisory contribution rate data of the District's total PERS rate as a percent of salary by member tier.



## **School District Awarded for Outstanding Financial Reporting**

The District received its third Certificate of Excellence in Financial Reporting (COE) awarded by the Association of School Business Officials for the District's Comprehensive Annual Financial Report (CAFR) for the fiscal year ended 2019. The official press release from ASBO International is attached to this report and is available online on the [Business Services Announcements](#) webpage.

## **2019-20 Interim Financial Audit**

The interim financial audit was conducted remotely beginning the week of April 20. Business Services staff are working to provide the remaining requested items for review. Final audit fieldwork will be conducted in October 2020.



**FOR IMMEDIATE RELEASE**

Contact: Susan Lambert

866.682.2729 x7067

[slambert@asbointl.org](mailto:slambert@asbointl.org)

**School District Awarded for Outstanding Financial Reporting**

Ashburn, VA – 2020 – The Association of School Business Officials International (ASBO) is pleased to award Hood River County School District the Certificate of Excellence in Financial Reporting (COE). ASBO International's COE recognizes districts that have met the program's high standards for financial reporting and transparency. The school district earned the Certificate of Excellence for its Comprehensive Annual Financial Report (CAFR) for the fiscal year ended 2019.

"The COE's mission is to promote and recognize excellence in financial reporting, specifically through a district's CAFR," ASBO International Executive Director David Lewis says. "The CAFR informs stakeholders about the financial and economic state of the district, making it an important communications tool for building trust and engaging with the school community."

By participating in the COE program, school districts demonstrate their commitment to financial transparency. Applicants submit their CAFR for review by a team of financial professionals, who provide feedback to improve future documents. If the CAFR meets the requirements of the program, the document may receive the Certificate of Excellence. A district's participation in the COE program can facilitate bond rating and continuing bond disclosure processes.

The COE is proudly sponsored by ASBO International Strategic Partner American Fidelity.

# # #

**About ASBO International**

Founded in 1910, the Association of School Business Officials International (ASBO) is a nonprofit organization that, through its members and affiliates, represents approximately 30,000 school business professionals worldwide. ASBO International is committed to providing programs, services, and a global network that promote the highest standards in school business. Its members support student achievement through effective resource management in various areas ranging from finance and operations to food services and transportation. Learn more at [asbointl.org](http://asbointl.org).

**About American Fidelity**

American Fidelity provides employer cost-savings solutions and supplemental insurance benefits to specific industries. Acting as an extension of the HR department, we educate, enroll, and support the development of robust, competitive insurance packages—all while ensuring seamless administration and employee satisfaction. As experts in employer benefit solutions, our salaried account managers deliver year-round support, help employers overcome benefit administrative challenges, and always offer a different perspective – a different opinion.

Hood River County School District  
2019-2020 Federal\_State Grants and Contracts  
As of 4/30/20

| Fund | Area | ODE Grant                                                 | SAN #                     | CFDA    | Start Date | End Date | Status | Award \$     | Claimed \$   | Expend \$    | Remain \$ v. Award | Administrator    | Support |
|------|------|-----------------------------------------------------------|---------------------------|---------|------------|----------|--------|--------------|--------------|--------------|--------------------|------------------|---------|
| 296  | 621  | Fresh Fruit & Veggie 18-19 MVES                           | 50546                     | 10.582  | 10/01/18   | 09/30/19 | Closed | \$ 4,454     | \$ 2,880     | \$ 2,880     | \$ 1,574           | Heidi Benson     | CM      |
| 296  | 621  | Fresh Fruit & Veggie 19-20 MVES                           | 54814                     | 10.582  | 10/01/19   | 09/30/20 | Open   | \$ 26,700    | \$ 17,797    | \$ 17,797    | \$ 8,903           | Heidi Benson     | CM      |
| 296  | 659  | Fresh Fruit & Veggie 19-20 Parkdale                       | 54887                     | 10.582  | 10/01/19   | 09/30/20 | Open   | \$ 11,550    | \$ 5,042     | \$ 5,042     | \$ 6,508           | Heidi Benson     | CM      |
| 251  | 000  | Title IA - Formula 19-20                                  | 53284                     | 84.010  | 07/01/19   | 09/30/20 | Open   | \$ 672,221   | \$ 382,268   | \$ 432,875   | \$ 239,346         | Neely Kirwan     | JT      |
| 251  | 001  | Title IA - Formula 18-19                                  | 50405                     | 84.010  | 07/01/17   | 09/30/19 | Closed | \$ 26,145    | \$ -         | \$ 26,145    | \$ -               | Neely Kirwan     | JT      |
| 250  | 000  | Title IC Migrant Regular School Program 19-20             | 53721                     | 84.011  | 07/01/19   | 09/30/20 | Open   | \$ 532,709   | \$ 122,539   | \$ 148,860   | \$ 383,849         | Neely Kirwan     | JT      |
| 250  | 001  | Title IC Migrant Regular School Program 18-19             | 49211                     | 84.011  | 07/01/18   | 09/30/19 | Closed | \$ 242,264   | \$ 242,264   | \$ 242,264   | \$ -               | Neely Kirwan     | JT      |
| 252  | 000  | Title IC Summer Program - Formula 18-19                   | 52519                     | 84.011  | 03/15/19   | 09/30/19 | Closed | \$ 119,788   | \$ 119,788   | \$ 119,788   | \$ -               | Neely Kirwan     | JT      |
| 255  | 000  | Title IC Migrant Preschool Program 18-19                  | 53736                     | 84.011  | 07/01/19   | 09/30/20 | Open   | \$ 42,927    | \$ -         | \$ 36,270    | \$ 6,657           | Neely Kirwan     | JT      |
| 296  | 656  | Stride Academy Payment 2019                               | 54446                     | 84.011  | 10/07/19   | 11/30/19 | Closed | \$ 6,593     | \$ 6,593     | \$ 6,593     | \$ -               | Patricia Cooper  | JT      |
| 231  | 000  | Special Ed/IDEA Part B Section 611 19-20                  | 53784                     | 84.024  | 07/01/19   | 09/30/21 | Open   | \$ 609,523   | \$ 399,590   | \$ 449,853   | \$ 159,670         | Saundra Buchanan | UT      |
| 296  | 601  | Extended Assessment 19-20                                 | 54664                     | 84.027  | 07/01/19   | 09/30/20 | Open   | \$ 1,099     | \$ -         | \$ -         | \$ 1,099           | Anne Carloss     | UT      |
| 296  | 661  | Special Ed/IDEA Part B Sec 611 Additional Flow-Thru 19-20 | 56666                     | 84.027  | 07/01/19   | 09/30/21 | Open   | \$ 9,896     | \$ 1,729     | \$ 1,729     | \$ 8,167           | Anne Carloss     | UT      |
| 281  | 000  | Carl Perkins Basic 19-20                                  | 52496                     | 84.048  | 07/01/19   | 09/30/20 | Open   | \$ 36,205    | \$ 20,546    | \$ 22,116    | \$ 14,089          | Kyle Rosselle    | CM      |
| 281  | 001  | Carl Perkins Basic 18-19                                  | 48911                     | 84.048  | 07/01/18   | 09/30/19 | Closed | \$ 3,589     | \$ -         | \$ -         | \$ 3,589           | Kyle Rosselle    | CM      |
| 234  | 000  | IDEA Part B Section 619 19-20                             | 53979                     | 84.173  | 07/01/19   | 09/30/21 | Open   | \$ 2,679     | \$ -         | \$ -         | \$ 2,679           | Anne Carloss     | UT      |
| 234  | 001  | IDEA Part B Section 619 18-19                             | 50090                     | 84.173  | 07/01/19   | 09/30/20 | Open   | \$ 6,409     | \$ 1,647     | \$ 1,647     | \$ 4,762           | Anne Carloss     | UT      |
| 234  | 002  | IDEA Part B Section 619 17-18                             | 45402                     | 84.173  | 07/01/17   | 09/30/19 | Closed | \$ 5,227     | \$ 5,227     | \$ 5,227     | \$ -               | Anne Carloss     | UT      |
| 296  | 654  | PBIS Introductory Workshops 19-20                         | 54144                     | 84.173  | 08/01/19   | 09/30/20 | Open   | \$ 15,000    | \$ 5,394     | \$ 5,815     | \$ 9,185           | Anne Carloss     | UT      |
| 296  | 654  | PBIS Introductory Workshops 18-19                         | 49739                     | 84.173  | 07/01/18   | 09/30/19 | Closed | \$ 2,777     | \$ 2,777     | \$ 2,777     | \$ -               | Anne Carloss     | UT      |
| 263  | 000  | 21st Century Community Learning Centers (Excel) 19-20     | 54266                     | 84.287  | 07/01/19   | 09/30/20 | Open   | \$ 503,986   | \$ 192,542   | \$ 224,927   | \$ 279,059         | Matt Rankin      | JT      |
| 263  | 001  | 21st Century Community Learning Centers (Excel) 18-19     | 49071                     | 84.287  | 07/30/18   | 09/30/20 | Closed | \$ 136,420   | \$ 136,420   | \$ 136,420   | \$ -               | Matt Rankin      | JT      |
| 258  | 000  | Title III English Language Acquisition 19-20              | 53425                     | 84.365  | 07/01/18   | 09/30/20 | Open   | \$ 96,282    | \$ 31,424    | \$ 40,008    | \$ 56,274          | Neely Kirwan     | JT      |
| 258  | 001  | Title III English Language Acquisition 18-19              | 50252                     | 84.365  | 07/01/18   | 09/30/19 | Closed | \$ 21,803    | \$ 21,803    | \$ 21,803    | \$ -               | Neely Kirwan     | JT      |
| 257  | 000  | Title IIA Teacher Quality Grant (HQ) 19-20                | 53546                     | 84.367  | 07/01/19   | 09/30/20 | Open   | \$ 116,717   | \$ -         | \$ 61,743    | \$ 54,974          | Neely Kirwan     | JT      |
| 257  | 001  | Title IIA Teacher Quality Grant (HQ) 18-19                | 49323                     | 84.367  | 07/01/18   | 09/30/19 | Closed | \$ 36,436    | \$ 36,436    | \$ 36,436    | \$ -               | Neely Kirwan     | JT      |
| 254  | 000  | Title IVA Student Support and Academic Enrichment 19-20   | 54536                     | 84.424  | 07/01/19   | 09/30/20 | Open   | \$ 32,249    | \$ -         | \$ 765       | \$ 31,484          | Neely Kirwan     | JT      |
| 254  | 001  | Title IVA Student Support and Academic Enrichment 18-19   | 50739                     | 84.424  | 07/01/18   | 09/30/19 | Open   | \$ 52,338    | \$ 43,835    | \$ 35,145    | \$ 17,193          | Neely Kirwan     | JT      |
| 296  | 662  | Oregon FFA Funding Summer Brian Bozarth                   | 56926                     | GF      | 07/01/19   | 06/30/21 | Open   | \$ 6,232     | \$ -         | \$ -         | \$ 6,232           | Kyle Roselle     | CM      |
| 296  | 663  | Oregon FFA Funding Summer Nita Bozarth                    | 56927                     | GF      | 07/01/19   | 06/30/21 | Open   | \$ 4,353     | \$ -         | \$ -         | \$ 4,353           | Kyle Roselle     | CM      |
| 296  | 643  | Farm to School Base AY21 Formula                          | 56175                     | GF      | 07/01/19   | 06/30/21 | Open   | \$ 37,203    | \$ 15,353    | \$ 15,353    | \$ 21,850          | Heidi Benson     | CM      |
| 296  | 644  | Career Pathways Engineering Mechanics                     | 55603                     | GF      | 09/01/19   | 06/30/21 | Open   | \$ 4,244     | \$ 4,182     | \$ 4,182     | \$ 62              | Kyle Rosselle    | CM      |
| 296  | 645  | Career Pathways Agriculture General                       | 55602                     | GF      | 09/01/19   | 06/30/21 | Open   | \$ 45,000    | \$ 31,815    | \$ 32,794    | \$ 12,206          | Kyle Rosselle    | CM      |
| 296  | 650  | Career Pathways Media                                     | 55604                     | GF      | 09/01/19   | 06/30/21 | Open   | \$ 4,494     | \$ -         | \$ -         | \$ 4,494           | Kyle Rosselle    | CM      |
| 265  | 000  | High School Success                                       | 53040                     | OF      | 07/01/19   | 06/30/21 | Open   | \$ 1,134,684 | \$ 667,415   | \$ 757,322   | \$ 377,362         | Neely Kirwan     | UT      |
| 299  | xxx  | TAP-Environmental Hazard Assessment                       | 52930                     | OF      | 07/01/19   | 12/31/20 | Open   | \$ 25,000    | \$ -         | \$ -         | \$ 25,000          | Saundra Buchanan | UT      |
|      |      |                                                           |                           |         |            |          |        |              |              |              |                    |                  |         |
| Fund | Area | Contracts                                                 | Contract #                | Agency  | Start Date | End Date | Status | Award \$     | Invoiced \$  | Expend \$    | Remain \$ v. Ktrc  | Administrator    | Support |
| 100  | 000  | LTCT 19-20 State Sch & Gen Fund (State)                   | 12294                     | ODE     | 07/01/19   | 06/30/20 | Open   | \$ 570,800   | \$ -         | \$ -         | \$ 570,800         | Saundra Buchanan | UT      |
| 205  | 013  | Eaglets PreSchool Program                                 | 4RELH                     | 4RIVERS | 07/01/19   | 06/30/20 | Open   | \$ -         | \$ -         | \$ 19,601    | \$ (19,601)        | Amy Moreland     | UT      |
| 232  | 000  | Early Intervention/Early Childhood Spec Ed                | 1920021                   | DDSD    | 07/01/19   | 06/30/20 | Open   | \$ 787,368   | \$ 480,476   | \$ 541,101   | \$ 246,267         | Anne Carloss     | UT      |
| 283  | 000  | YTP Youth Transition Program                              | 154192                    | DHS     | 07/01/19   | 06/30/21 | Open   | \$ 78,311    | \$ 49,019    | \$ 54,987    | \$ 23,324          | Rich Polkinghorn | UT      |
| 286  | 000  | EI Medicaid                                               | IGA                       | DHS     | 07/01/19   | 06/30/20 | Open   | \$ 187,263   | \$ 10,501    | \$ 10,501    | \$ 176,763         | Anne Carloss     | UT      |
| 287  | 000  | School Age Medicaid                                       | IGA                       | DHS     | 07/01/19   | 06/30/20 | Open   | \$ 155,974   | \$ 55,534    | \$ 55,534    | \$ 100,440         | Anne Carloss     | UT      |
| 296  | 620  | LTCT 19-20 Title ID (Federal)                             | 12294                     | ODE     | 07/01/18   | 06/30/20 | Open   | \$ 14,960    | \$ -         | \$ 14,600    | \$ -               | Saundra Buchanan | UT      |
| 296  | 631  | LTCT 19-20 IDEA (Federal)                                 | 12294                     | ODE     | 07/01/18   | 06/30/20 | Open   | \$ 5,100     | \$ -         | \$ 5,100     | \$ -               | Saundra Buchanan | UT      |
|      |      |                                                           |                           |         |            |          |        |              |              |              |                    |                  |         |
| 404  | 000  | Seismic Rehabilitation Grant Program - SRGP               | SC1615 SC17025<br> SC1807 | IFA     | 07/01/16   | 06/30/17 | Open   | \$ 898,400   | \$ 88,092    | \$ 88,092    | \$ 810,308         | Saundra Buchanan | UT      |
|      |      |                                                           |                           |         |            |          |        |              |              |              |                    |                  |         |
| 404  | 000  | Seismic Rehabilitation Grant Program - SRGP               | SC1615 SC17025<br> SC1807 | IFA     | 07/01/17   | 06/30/18 | Open   | \$ 2,145,808 | \$ 1,323,058 | \$ 1,323,058 | \$ 822,749         | Saundra Buchanan | UT      |
|      |      |                                                           |                           |         |            |          |        |              |              |              |                    |                  |         |
| 404  | 000  | Seismic Rehabilitation Grant Program - SRGP               | SC1615 SC17025<br> SC1807 | IFA     | 07/01/18   | 12/30/19 | Open   | \$ 2,774,795 | \$ 539,459   | \$ 694,744   | \$ 2,080,051       | Saundra Buchanan | UT      |
|      |      |                                                           |                           |         |            |          |        |              |              |              |                    |                  |         |
| 404  | 000  | Seismic Rehabilitation Grant Program - SRGP               | SC1615 SC17025<br> SC1807 | IFA     | 07/01/18   | 12/30/19 | Open   | \$ 1,864,690 | \$ 10,390    | \$ 80,438    | \$ 1,784,252       | Saundra Buchanan | UT      |
|      |      |                                                           |                           |         |            |          |        |              |              |              |                    |                  |         |

Hood River County School District  
All Other Contributions and Grant Accounts  
as of 4/30/2020

| ORGANIZATION         | ORGANIZATION TITLE        | Sum of BUDGET | Sum of ENCUMBRANCES OUTSTANDING | Sum of YEAR TO DATE EXP | Sum of AVAILABLE BALANCE | ADMIN           |
|----------------------|---------------------------|---------------|---------------------------------|-------------------------|--------------------------|-----------------|
| 295-1111-122-A84-000 | WAITS EWALD MCMILLEN 2020 | 1,019         | -                               | -                       | 1,019                    | Yasui           |
| 295-1111-122-A85-000 | OWENS TREJO ET AL 2020    | 4,800         | -                               | -                       | 4,800                    | Yasui           |
| 295-1111-122-A86-000 | PETERSON 2020             | 1,750         | -                               | -                       | 1,750                    | Yasui           |
| 295-1111-122-A87-000 | REFFETT WAITS CARTER 2020 | 737           | -                               | -                       | 737                      | Yasui           |
| 295-1111-134-A89-000 | WILEY REILLY ET AT 2020   | 2,650         | -                               | 2,650                   | 0                        | Hedberg         |
| 295-1111-134-A90-000 | SPAULDING ET AL 2020      | 2,864         | -                               | 677                     | 2,186                    | Hedberg         |
| 295-1111-134-A91-000 | MARIKA SMITH 2020         | 650           | -                               | 492                     | 158                      | Hedberg         |
| 295-1111-170-A66-000 | DELL 2019                 | 126           | -                               | 126                     | -                        | Newton          |
| 295-1111-170-A96-000 | LEAH YOST 2020            | 2,000         | -                               | -                       | 2,000                    | Newton          |
| 295-1111-170-A97-000 | RUTLEDGE FARRL ET AL 2020 | 2,028         | -                               | 1,432                   | 596                      | Newton          |
| 295-1121-115-A47-000 | C. ESTES 2019             | 1,181         | -                               | 1,181                   | -                        | Emmons          |
| 295-1121-115-A48-000 | HASPELA VANDHY CLAUS 2019 | 1,051         | -                               | 1,051                   | -                        | Emmons          |
| 295-1121-115-A49-000 | LOUIS THOMPSON ET AL 2019 | 1,223         | -                               | 1,223                   | -                        | Emmons          |
| 295-1121-115-A51-000 | NORTON HASPELA ET AL 2019 | 1,637         | -                               | 1,637                   | -                        | Emmons          |
| 295-1121-115-A52-000 | PARSON WISH 2019          | 930           | -                               | 930                     | -                        | Emmons          |
| 295-1121-115-A73-000 | EMMONS MARTINZ COOPR 2020 | 3,000         | -                               | -                       | 3,000                    | Emmons          |
| 295-1121-115-A75-000 | PARSON WISH 2020          | 1,925         | -                               | -                       | 1,925                    | Emmons          |
| 295-1121-115-A76-000 | BETTY BORG 2020           | 1,457         | -                               | -                       | 1,457                    | Emmons          |
| 295-1121-115-A77-000 | UNTALAN 2020              | 1,593         | -                               | -                       | 1,593                    | Emmons          |
| 295-1121-176-A70-000 | NELSN KOHNR ARECHAGA 2019 | 355           | -                               | 355                     | -                        | Braman Smith    |
| 295-1121-176-A71-000 | GETCHIS SHARFENBERG 2019  | 1,853         | -                               | 1,853                   | -                        | Braman Smith    |
| 295-1121-176-A72-000 | NORCRSS MUSIC IN SCH 2019 | 1,435         | -                               | 1,435                   | -                        | Braman Smith    |
| 295-1121-176-A92-000 | TESS MISA 2020            | 239           | -                               | -                       | 239                      | Braman Smith    |
| 295-1121-176-A93-000 | CRAMER NELSEN ET AL 2020  | 2,278         | -                               | -                       | 2,278                    | Braman Smith    |
| 295-1121-176-A94-000 | NORCROSS 2020             | 1,629         | -                               | 1,107                   | 522                      | Braman Smith    |
| 295-1121-176-A95-000 | DICHTER 2020              | 1,352         | -                               | -                       | 1,352                    | Braman Smith    |
| 295-1131-608-A54-000 | APLAND APLAND JONES 2019  | 1,242         | -                               | 1,242                   | -                        | Polkinghorn     |
| 295-1131-608-A57-000 | DURAND BIRDSL IVERSEN 201 | 329           | -                               | 329                     | -                        | Polkinghorn     |
| 295-1131-608-A59-000 | GERLICK 2019              | 1,795         | -                               | 1,795                   | -                        | Polkinghorn     |
| 295-1131-608-A60-000 | HOLT 2019                 | 614           | -                               | 614                     | -                        | Polkinghorn     |
| 295-1131-608-A74-000 | BLACKMN DALBEY ET AL 2020 | 12,000        | -                               | 12,000                  | -                        | Polkinghorn     |
| 295-1131-608-A78-000 | MALAK GERLICK BIRDSL 2020 | 6,000         | -                               | -                       | 6,000                    | Polkinghorn     |
| 295-1131-608-A79-000 | KATHRYN DAVIS 2020        | 1,945         | -                               | -                       | 1,945                    | Polkinghorn     |
| 295-1131-608-A80-000 | GOODE 2020                | 594           | -                               | -                       | 594                      | Polkinghorn     |
| 295-1131-608-A81-000 | DURAND BIRSELL IVRSN 202  | 900           | -                               | -                       | 900                      | Polkinghorn     |
| 295-1131-608-A82-000 | KATHRYN YASUI 2020        | 300           | -                               | 300                     | -                        | Polkinghorn     |
| 295-1131-608-A83-000 | LAWSON 2020               | 2,000         | -                               | -                       | 2,000                    | Polkinghorn     |
| 295-1260-017-A88-000 | HOLT 2020                 | 2,000         | -                               | -                       | 2,000                    | Carlloss        |
| 295-1284-607-A53-000 | LYON KAMERER WALKER       | 1,279         | -                               | 1,279                   | -                        | Running         |
| 298-1121-115-415-000 | FENNER FOUNDATION DONATE  | 613           | -                               | 304                     | 310                      | Emmons          |
| 298-1121-115-511-000 | WARREN MILLER FILM        | 1,866         | -                               | -                       | 1,866                    | Emmons          |
| 299-1111-011-000-000 | BUDGETING ACCOUNT         | 553,834       | -                               | -                       | 553,834                  | Buchanan        |
| 299-1111-011-829-000 | OEA OR ED ASSOCIATION     | 203           | -                               | 711                     | (508)                    | Buchanan Rebill |
| 299-1111-011-953-000 | MISC PAYROLL FOR INVOICE  | 257           | -                               | 528                     | (271)                    | Buchanan Rebill |
| 299-1111-107-722-000 | PLAYWORKS CASCADE LOCKS   | 2,239         | -                               | 691                     | 1,548                    | Moreland        |
| 299-1111-107-728-000 | NORTHWEST HEALTH FND      | 923           | -                               | 15                      | 908                      | Hassel          |
| 299-1111-107-760-000 | HRCEF FIELD TRIP GRANT    | 432           | -                               | -                       | 432                      | Moreland        |
| 299-1111-107-799-000 | TCR5-FIFE DONATION        | 54            | -                               | 30                      | 24                       | Moreland        |
| 299-1111-107-966-000 | C. LOCKS OTHER DONATIONS  | 254           | -                               | -                       | 254                      | Moreland        |



Hood River County School District  
All Other Contributions and Grant Accounts  
as of 4/30/2020

| ORGANIZATION         | ORGANIZATION TITLE        | Sum of BUDGET | Sum of ENCUMBRANCES OUTSTANDING | Sum of YEAR TO DATE EXP | Sum of AVAILABLE BALANCE | ADMIN           |
|----------------------|---------------------------|---------------|---------------------------------|-------------------------|--------------------------|-----------------|
| 299-1111-119-722-000 | PLAYWORKS MAY STREET      | 3,340         | -                               | 419                     | 2,921                    | Beard           |
| 299-1111-119-760-000 | HRCEF FIELD TRIP GRANT    | 2,968         | -                               | -                       | 2,968                    | Beard           |
| 299-1111-119-882-000 | TURLEY CGESD STEM         | 1,800         | -                               | 1,800                   | -                        | Beard           |
| 299-1111-122-722-000 | PLAYWORKS MID VALLEY      | 2,322         | -                               | 52                      | 2,270                    | Yasui           |
| 299-1111-122-755-000 | MV ARTS-NORTHERN TRUST    | 216           | -                               | -                       | 216                      | Yasui           |
| 299-1111-122-760-000 | HRCEF FIELD TRIP GRANT    | 5,396         | -                               | -                       | 5,396                    | Yasui           |
| 299-1111-122-771-000 | HRCCCF COMM PARTNERSHIP   | 20,938        | -                               | 20,477                  | 461                      | Yasui           |
| 299-1111-122-802-000 | TRAIL BLAZER FOUNDATION   | 2,884         | -                               | 2,800                   | 84                       | Yasui           |
| 299-1111-122-805-000 | MID VALLEY DONATIONS      | 40            | -                               | -                       | 40                       | Yasui           |
| 299-1111-134-722-000 | PLAYWORKS PARKDALE        | 3,244         | -                               | 191                     | 3,053                    | Hedberg         |
| 299-1111-134-760-000 | HRCEF FIELD TRIP GRANT    | 1,690         | -                               | -                       | 1,690                    | Hedberg         |
| 299-1111-134-771-000 | COMM SCHL PRKDL/HRCCCF    | 12,420        | -                               | -                       | 12,420                   | Hedberg         |
| 299-1111-134-789-000 | PARKDALE LIONS EYEGLASSES | 1,650         | -                               | -                       | 1,650                    | Hedberg         |
| 299-1111-134-800-000 | PARKDALE DONATIONS        | 7,602         | -                               | -                       | 7,602                    | Hedberg         |
| 299-1111-134-890-000 | CGESD PARKDALE LEGO       | 1,000         | -                               | 1,000                   | -                        | Hedberg         |
| 299-1111-134-949-000 | UNSUNG HEROS/D. GOE       | 1,459         | -                               | 429                     | 1,030                    | Hedberg         |
| 299-1111-134-963-000 | NW HEALTH FND-HASSELL     | 2,063         | -                               | 2,007                   | 56                       | Hedberg         |
| 299-1111-140-929-000 | LIONS OUTDOOR LEARNING PG | 614           | -                               | -                       | 614                      | Carlross        |
| 299-1111-170-722-000 | PLAYWORKS WESTSIDE        | 2,261         | -                               | 728                     | 1,533                    | Newton          |
| 299-1111-170-724-000 | CGESD ANDERSON CODING     | 493           | -                               | 242                     | 251                      | Newton          |
| 299-1111-170-760-000 | HRCEF FIELD TRIP GRANT    | 2,158         | -                               | -                       | 2,158                    | Newton          |
| 299-1111-170-790-000 | WESTSIDE TECHNOLOGY       | 34            | -                               | -                       | 34                       | Newton          |
| 299-1111-170-823-000 | WESTSIDE/MISC REV         | 34            | -                               | -                       | 34                       | Newton          |
| 299-1113-011-759-000 | SUMMER AWARDS             | 114           | -                               | -                       | 114                      | Schmidt         |
| 299-1121-011-712-000 | ED FN MID SCH MATH BOEING | 6,953         | -                               | 1,217                   | 5,737                    | Osborne         |
| 299-1121-011-870-000 | OSBA NEEDY BRADY FUNDS    | 390           | -                               | 391                     | (1)                      | Carlross        |
| 299-1121-011-953-000 | MISC PAYROLL FOR INVOICE  | 869           | -                               | 1,188                   | (319)                    | Buchanan Rebill |
| 299-1121-115-760-000 | HRCEF FIELD TRIP GRANT    | 3,238         | -                               | -                       | 3,238                    | Emmons          |
| 299-1121-115-779-000 | VAGLIENTI HRMS DONATION   | 11,365        | -                               | 1,290                   | 10,075                   | Emmons          |
| 299-1121-115-816-000 | HRCCCF PROJECT ALERT      | 474           | -                               | -                       | 474                      | Emmons          |
| 299-1121-115-838-000 | HRMS LIBRARY DONATIONS    | 175           | -                               | -                       | 175                      | Emmons          |
| 299-1121-115-856-000 | ALPINEE OUTDOOR SCHOOL    | 18,011        | -                               | 144                     | 17,867                   | Emmons          |
| 299-1121-115-874-000 | HRMS MISC DONATIONS       | 951           | -                               | -                       | 951                      | Emmons          |
| 299-1121-115-880-000 | OREGON ROBOTICS-ORTOP     | 1,500         | -                               | -                       | 1,500                    | Emmons          |
| 299-1121-115-894-000 | GORGE COMM FND/HRMS       | 2,983         | -                               | -                       | 2,983                    | Emmons          |
| 299-1121-115-938-000 | ALCOHOL TOBACCO ATOD      | 482           | -                               | -                       | 482                      | Emmons          |
| 299-1121-115-958-000 | GOOGLE ROBOTICS/HRMS      | 41            | -                               | 557                     | (516)                    | Emmons          |
| 299-1121-115-986-000 | PIKA GRANT-OSTA DIACK     | 1,700         | -                               | 818                     | 882                      | Emmons          |
| 299-1121-176-716-000 | WYMS BIKE TRAIL DONATIONS | 3,000         | -                               | 1,600                   | 1,400                    | Braman Smith    |
| 299-1121-176-760-000 | HRCEF FIELD TRIP GRANT    | 4,118         | -                               | -                       | 4,118                    | Braman Smith    |
| 299-1121-176-816-000 | HRCCCF PROJECT ALERT      | 250           | -                               | -                       | 250                      | Braman Smith    |
| 299-1121-176-824-000 | WY'EAST/MISC REV          | 100           | -                               | -                       | 100                      | Braman Smith    |
| 299-1121-176-839-000 | WY'EAST LIBRARY DONATIONS | 75            | -                               | -                       | 75                       | Braman Smith    |
| 299-1121-176-856-000 | ALPINEE OUTDOOR SCHOOL    | 17,506        | -                               | 2,633                   | 14,873                   | Braman Smith    |
| 299-1121-176-972-000 | OR ROBOTICS TOURN WYEAST  | 356           | -                               | -                       | 356                      | Braman Smith    |
| 299-1121-176-985-000 | CGESD GETCHIS STEM GRANT  | 1,800         | -                               | 24                      | 1,776                    | Braman Smith    |
| 299-1122-115-926-000 | HRMS HERITAGE/CULTURAL    | 190           | -                               | 84                      | 106                      | Emmons          |
| 299-1131-107-922-000 | CASCADE LOCKS CLIK        | 251           | -                               | -                       | 251                      | Moreland        |
| 299-1131-608-730-000 | OCF AVID HRVHS            | 12,391        | -                               | -                       | 12,391                   | Polkinghorn     |

Hood River County School District  
All Other Contributions and Grant Accounts  
as of 4/30/2020

| ORGANIZATION         | ORGANIZATION TITLE        | Sum of BUDGET | Sum of ENCUMBRANCES OUTSTANDING | Sum of YEAR TO DATE EXP | Sum of AVAILABLE BALANCE | ADMIN         |
|----------------------|---------------------------|---------------|---------------------------------|-------------------------|--------------------------|---------------|
| 299-1131-608-747-000 | GORGE FAB BUS DONATIONS   | 1,949         | -                               | -                       | 1,949                    | Polkinghorn   |
| 299-1131-608-753-000 | NIKE SCHOOL INNOVATION    | 8,250         | -                               | 3,415                   | 4,835                    | Parson        |
| 299-1131-608-778-000 | PSU CONFUCIUS             | 20,322        | -                               | 6,228                   | 14,094                   | Polkinghorn   |
| 299-1131-608-819-000 | HRV/MISC REV              | 649           | -                               | -                       | 649                      | Polkinghorn   |
| 299-1131-608-840-000 | HRV LIBRARY DONATIONS     | 100           | -                               | -                       | 100                      | Polkinghorn   |
| 299-1131-608-848-000 | PROVIDENCE ICE MACHINE    | 2,300         | -                               | -                       | 2,300                    | Polkinghorn   |
| 299-1131-608-852-000 | HRV ASPIRE PARTNERSHIP    | 2,800         | -                               | -                       | 2,800                    | Polkinghorn   |
| 299-1131-608-873-000 | LIONS E-CAR HRVHS         | 12            | -                               | 12                      | -                        | Polkinghorn   |
| 299-1131-608-875-000 | KENEALY HRVHS MUSIC       | 500           | -                               | -                       | 500                      | Polkinghorn   |
| 299-1131-608-881-000 | GCF-BLAINE ROBOTICS       | 500           | -                               | -                       | 500                      | Polkinghorn   |
| 299-1131-608-896-000 | PROMISE GRNT/R. BART      | 287           | -                               | -                       | 287                      | Polkinghorn   |
| 299-1131-608-912-000 | OREGON ROBOTICS TOURNAMNT | 12,234        | 46                              | 12,429                  | (241)                    | Polkinghorn   |
| 299-1131-608-975-000 | CGESD LYON ALT SCH STEM   | 1,000         | -                               | 1,000                   | 0                        | Polkinghorn   |
| 299-1131-608-989-000 | CGESD FOLEY WOMEN STEM    | 22            | -                               | -                       | 22                       | Polkinghorn   |
| 299-1132-011-761-000 | TENNIS COURT UPGRADES     | 40,244        | -                               | 320                     | 39,924                   | Kerr/Buchanan |
| 299-1132-608-812-000 | HRV ACTIVITIES            | 3,112         | -                               | 3,112                   | -                        | Polkinghorn   |
| 299-1132-608-862-000 | LIONS FIRE HOUSE PROJECT  | 200           | -                               | -                       | 200                      | Polkinghorn   |
| 299-1250-011-907-000 | OHSU/CACOON/COMM CONNECT  | 6,526         | -                               | -                       | 6,526                    | Carloss       |
| 299-1250-011-957-000 | AUTISM ASD/PPS/COL REGION | 47,927        | -                               | 27,069                  | 20,858                   | Carloss       |
| 299-1250-017-794-000 | CGESD EXTENDED ASSMT      | 1,050         | -                               | -                       | 1,050                    | Carloss       |
| 299-1260-140-807-000 | EI/ECSE LICC-LOC INTER    | 288           | -                               | -                       | 288                      | Carloss       |
| 299-1270-107-942-000 | EXCEL-C. LOCKS AFTER SCHL | 15,240        | -                               | -                       | 15,240                   | Rankin        |
| 299-1270-122-941-000 | EXCEL-MV AFTER SCHOOL     | 139,979       | -                               | -                       | 139,979                  | Rankin        |
| 299-1270-134-940-000 | EXCEL-PRKDL AFTER SCHOOL  | 18,362        | -                               | -                       | 18,362                   | Rankin        |
| 299-1270-176-952-000 | WY'EAST EXCEL AFTER SCHL  | 11,620        | -                               | -                       | 11,620                   | Rankin        |
| 299-1284-607-860-000 | L. CHRISHAM KHAWAN        | 1,561         | -                               | -                       | 1,561                    | Running       |
| 299-1290-011-919-000 | HRCCCF FAMILY SVC/GROUPS  | 583           | -                               | -                       | 583                      | Dalbey        |
| 299-1290-017-927-000 | OR RTI PROJECT            | 11,806        | -                               | -                       | 11,806                   | Carloss       |
| 299-1290-107-919-000 | HRCCCF FAMILY SVC/GROUPS  | 595           | -                               | -                       | 595                      | Moreland      |
| 299-1290-115-919-000 | HRCCCF FAMILY SVC/GROUPS  | 6,470         | -                               | -                       | 6,470                    | Emmons        |
| 299-1290-134-919-000 | HRCCCF FAMILY SVC/GROUPS  | 2,369         | -                               | -                       | 2,369                    | Hedberg       |
| 299-1290-176-919-000 | HRCCCF FAMILY SVC/GROUPS  | 3,366         | -                               | -                       | 3,366                    | Braman Smith  |
| 299-1292-608-846-000 | TEEN PARENT QRIS/WOU      | 385           | -                               | -                       | 385                      | Polkinghorn   |
| 299-2122-107-877-000 | HRCCCF-HLAY               | 38            | -                               | -                       | 38                       | Moreland      |
| 299-2122-119-877-000 | HRCCCF-HLAY               | 324           | -                               | -                       | 324                      | Beard         |
| 299-2122-122-877-000 | HRCCCF-HLAY               | 250           | -                               | -                       | 250                      | Yasui         |
| 299-2122-134-877-000 | HRCCCF-HLAY               | 250           | -                               | -                       | 250                      | Hedberg       |
| 299-2122-170-877-000 | HRCCCF-HLAY               | 500           | -                               | -                       | 500                      | Newton        |
| 299-2190-011-833-000 | RUTH JACKSON CODY FUND    | 3,205         | -                               | -                       | 3,205                    | Carloss       |
| 299-2190-011-842-000 | CODY FAMILY FUND          | 688           | -                               | 35                      | 653                      | Carloss       |
| 299-2190-011-844-000 | GATHERER/NEEDY CHILD      | 200           | -                               | -                       | 200                      | Carloss       |
| 299-2190-011-946-000 | NEEDY CHILD/CARLOSS       | 215           | -                               | -                       | 215                      | Carloss       |
| 299-2212-011-845-000 | ED FOUNDATION AVID        | 3,970         | -                               | -                       | 3,970                    | Kirwan        |
| 299-2219-011-764-000 | MEYER MEM TRUST EQUITY    | 152,840       | -                               | 84,553                  | 68,287                   | Cooper        |
| 299-2222-017-883-000 | CGESD GERLICK GRANT       | 7             | -                               | -                       | 7                        | Kirwan        |
| 299-2222-107-705-000 | HR LIBRARY FOUNDATION     | 379           | -                               | -                       | 379                      | Moreland      |
| 299-2222-119-705-000 | HR LIBRARY FOUNDATION     | 2,912         | 512                             | -                       | 2,401                    | Beard         |
| 299-2222-122-705-000 | HR LIBRARY FOUNDATION     | 2,769         | 2,699                           | -                       | 69                       | Yasui         |
| 299-2222-134-705-000 | HR LIBRARY FOUNDATION     | 1,367         | 1,353                           | -                       | 14                       | Hedberg       |

Hood River County School District  
All Other Contributions and Grant Accounts  
as of 4/30/2020

| ORGANIZATION         | ORGANIZATION TITLE        | Sum of BUDGET    | Sum of ENCUMBRANCES OUTSTANDING | Sum of YEAR TO DATE EXP | Sum of AVAILABLE BALANCE | ADMIN           |
|----------------------|---------------------------|------------------|---------------------------------|-------------------------|--------------------------|-----------------|
| 299-2222-170-705-000 | HR LIBRARY FOUNDATION     | 2,573            | 232                             | -                       | 2,341                    | Newton          |
| 299-2240-011-733-000 | BOEING STEM HRV/MS 2017   | 3,668            | -                               | -                       | 3,668                    | Emmons          |
| 299-2510-011-000-000 | BUDGETING ACCOUNT         | 586,387          | -                               | -                       | 586,387                  | Buchanan        |
| 299-2510-011-914-000 | D.O. POP FUND             | 834              | -                               | 148                     | 686                      | Buchanan        |
| 299-2510-011-961-000 | VAGLIENTI/BECKER          | 500              | -                               | -                       | 500                      | Emmons          |
| 299-2510-115-961-000 | VAGLIENTI/ANGSTROM        | 15               | -                               | -                       | 15                       | Emmons          |
| 299-2510-176-961-000 | VAGLIENTI/GETCHIS         | 500              | -                               | 123                     | 377                      | Braman Smith    |
| 299-2520-011-722-000 | PLAYWORKS                 | 2,700            | -                               | -                       | 2,700                    | Buchanan        |
| 299-2520-011-957-000 | AUTISM ASD/PPS/COL REGION | 2,473            | -                               | 1,378                   | 1,095                    | Carloss         |
| 299-2542-134-765-000 | LIONS FIELD GRNT/PRKDL    | 3,961            | -                               | -                       | 3,961                    | Hedberg         |
| 299-2543-122-802-000 | TRAIL BLAZER FOUNDATION   | 7,000            | -                               | 7,000                   | -                        | Yasui           |
| 299-2640-011-931-000 | SAIF EAIP PROGRAM         | 49               | -                               | -                       | 49                       | Buchanan/Rebill |
| 299-2660-170-713-000 | JOY FOUNDATION-TECHNOLOGY | 969              | -                               | -                       | 969                      | Newton          |
| 299-3300-011-000-000 | BUDGETING ACCT            | 14,221           | -                               | -                       | 14,221                   | Buchanan        |
| 299-5200-011-000-000 | BUDGETING ACCOUNT         | 39,855           | -                               | -                       | 39,855                   | Buchanan        |
| <b>Grand Total</b>   |                           | <b>1,997,571</b> | <b>4,841</b>                    | <b>222,900</b>          | <b>1,769,830</b>         |                 |